

Item No.	Type	Sub	Part No.	Description	Qty	Unit
001			162739-4	SHOE	1	PC.
002			265A78-8	HEX SOCKET HEAD BOLT M4X40	2	PC.
003			326599-0	LOCK PIN	1	PC.
004			252126-6	HEX. LOCKING NUT M4-7	2	PC.
005			347637-5	SHOE GUIDE PLATE	1	PC.
006			459924-1	LOCK LEVER	1	PC.
007			422542-8	INSULATION COVER	1	PC.
008			459923-3	RELEASE DRUM	1	PC.
009			257430-8	RETAINING RING(EXT)18	1	PC.
010			310848-5	DRIVING SLEEVE	1	PC.
011			268094-3	PIN 3	1	PC.
012	1		327043-0	* GUIDE SLEEVE	1	PC.
	2		327650-9	* GUIDE SLEEVE	1	PC.
013			234381-2	COMPRESSION SPRING 6	1	PC.
014			256569-4	SHOULDER PIN 5	1	PC.
015			310912-2	PUSH PIN	1	PC.
016			232472-3	COMPRESSION SPRING 2	1	PC.
017			458968-8	CONNECTING SLEEVE	1	PC.
018			233594-2	TORSION SPRING 17	1	PC.
019			422309-4	RUBBER RING 25	1	PC.
020			140P52-6	SLIDER GUIDE COMPLETE	1	PC.
		INC.	213174-0	X RING 14	1	PC.
021	1		327154-1	* SLIDER	1	PC.
	2		327652-5	* SLIDER	1	PC.
022			256945-2	PIN 6	1	PC.
023			310991-0	ROLLER	2	PC.
024			265374-8	H.S. BUTTON HEAD SCREW M5X12	1	PC.
025			253462-3	FLAT WASHER 5	1	PC.
026			140P53-4	GEAR COMPLETE	1	PC.
027			253463-1	FLAT WASHER 51	1	PC.
028			136224-3	SLIDER ASS'Y	1	PC.
		INC.		Item No. 9-21		
029			922128-3	HEX. SOCKET HEAD BOLT M4X16	6	PC.
030			232583-4	TENSION SPRING 3	1	PC.
031			620C32-5	LED CIRCUIT	1	PC.
032	1		140P51-8	* GEAR HOUSING R COMPLETE	1	PC.
	3		141G35-5	* GEAR HOUSING R COMPLETE	1	PC.
033			424858-7	FELT 16X16	1	PC.
034			422541-0	SEAL RING	1	PC.
035	1		140P50-0	* GEAR HOUSING L COMPLETE	1	PC.
	3		141G34-7	* GEAR HOUSING L COMPLETE	1	PC.
036			911206-4	PAN HEAD SCREW M5X10	2	PC.
037			127468-6	HOOK ASSEMBLY	1	PC.
038			266326-2	TAPPING SCREW M4X18	6	PC.
039			183N57-1	HANDLE SET	1	SET
040			961052-5	RETAINING RING S-12	1	PC.
041			211129-9	BALL BEARING 6201DDW	1	PC.
042			253744-3	FLAT WASHER 12	1	PC.
043			285038-8	BEARING RETAINER 80	1	PC.
044			510447-5	ROTOR ASS'Y	1	PC.
		INC.		INC. 40-43,45		
045			210062-2	BALL BEARING 607ZZ	1	PC.
046			922117-8	HEX. SOCKET HEAD BOLT M4X12	2	PC.
047			266425-0	TAPPING SCREW M4X45	2	PC.
048			456178-1	BAFFLE PLATE	1	PC.
049			263002-9	RUBBER PIN 4	1	PC.

Item No.	Type	Sub	Part No.	Description	Qty	Unit
050			629470-0	STATOR	1	PC.
051			264002-2	SQUARE NUT M5	2	PC.
052			412476-3	MOTOR HOUSING	1	PC.
053			911243-8	PAN HEAD SCREW M5X25	4	PC.
054			456177-3	CHANGE BUTTON	1	PC.
055			651439-6	SWITCH C3JR-4B-2	1	PC.
056			620C31-7	CONTROLLER	1	PC.
058			8005T5-8	XGT LOGO LABEL	1	PC.
059			856P39-5	JR001G NAME PLATE	1	PC.
060			183N58-9	BATTERY HOUSING SET	1	SET
		INC.	263005-3	RUBBER PIN 6	2	PC.
061			266326-2	TAPPING SCREW M4X18	2	
062			422543-6	CUSHION RUBBER	2	PC.
063	2		632P75-3	TERMINAL UNIT	1	PC.
065			856P46-8	JR001G SERIAL NO. LABEL	1	PC.
066			8008P3-2	CLEAR LABEL	1	PC.

**ACCESSORIES**

**- Visit [www.makita.ca](http://www.makita.ca) for more accessories information -**

A01			B-05038	RECIPRO SAW BLADE FOR METAL 5PC/SET	1	SET
A02			B-05044	RECIPRO SAW BLADE FOR PLYWOOD 5PC/SET	1	SET
A03			B-05153	RECIPRO SAW BLADE FOR WOOD 5PC/SET	1	SET
A04B			821796-8	PLASTIC CARRYING CASE	1	PC.
		INC.	162271-8	LATCH	2	PC.
A05B			DC40RA	FAST CHARGER DC40RA	1	PC.
A07B			BL4040	40V MAX LI-ION BATTERY BL4040	1	PC.
			BL4025	40V MAX LI-ION BATTERY BL4025	1	PC.
A08B			412393-7	BATTERY COVER F/XGT LI-ION	1	PC.

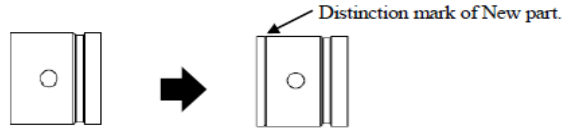
**SERVICE CHANGES**

**1. Changes on Guide Sleeve and Slider** (T/I#D3105)

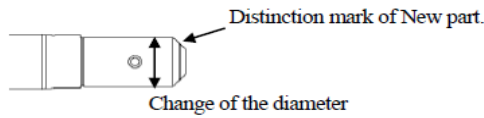
Item No.	Description	Type 1	Type 2
012	Guide Sleeve	327043-0	327650-9
021	Slider	327154-1	327652-5

Above parts are completely interchangeable as a set.

[Guide sleeve: Change of Inner diameter]



[Slider: Change of Outer diameter]



**2. Changes on Gear Housing L Com. And Gear Housing R Com.**


(T/I#D4334) (T/I#DC037)

Item No.	Description	Type 1	Type 2	Type 3
035	Gear Housing L Complete	140P50-0	140W36-6	141G34-7
032	Gear Housing R Complete	140P51-8	140W37-4	141G35-5

Above parts are completely interchangeable as a set.

**T/I#D4334**

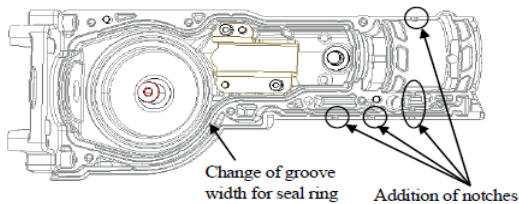
2 Detailed information  
See the difference in shape as follows:



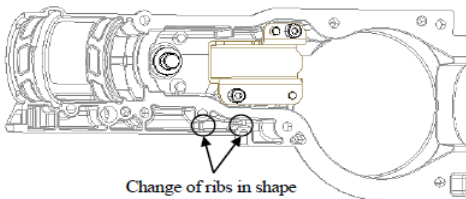
**T/I#DC037**

Detailed information

[1] Gear housing L complete



[2] Gear housing R complete



[3] Four positions to apply ThreeBond 1215

