

Item No	Type	Ref	Ref Part No	Description	Qty	Unit
1			265569-3	HEX SOCKET HERD BOLT M6X45	4	PC.
2			158222-7	TOP CAP COMPLETE	1	PC.
3			413110-8	FILTER	1	PC.
4			233484-9	COMPRESSION SPRING 4	9	PC.
5			213668-5	O-RING 60	1	PC.
6			213612-2	O-RING 50	1	PC.
7			419842-5	HEAD VALVE	1	PC.
8			213657-0	O-RING 53	1	PC.
9			424012-3	REAR CUSHION	1	PC.
10			331760-6	HEAD VALVE GUIDE	1	PC.
11			213720-9	O-RING 67	1	PC.
12			213982-9	O-RING 26	1	PC.
13			168440-9	DRIVER	1	PC.
14			424013-1	VALVE SEAT	1	PC.
15			331759-1	CYLINDER STAY	1	PC.
16			331757-5	CYLINDER	1	PC.
17			213657-0	O-RING 53	1	PC.
18			213531-2	O-RING 39	1	PC.
19			162254-8	TOP CAP GASKET	1	PC.
20			213045-1	O-RING 6	1	PC.
21			866125-8	AN911H NAME PLATE	1	PC.
22			194737-0	AIR LEAK REPAIR SET (FIRST AID KIT)	1	PC.
		INC.		Item No. 5, 6, 8, 112	1	PC.
23			819324-1	MAKITA ROGO LABEL L	1	PC.
25			819323-3	MAKITA ROGO LABEL R	1	PC.
26			188655-2	HOUSING SET	1	PC.
		INC.	816919-1	INDICATION LABEL	1	PC.
		INC.	810473-7	CAUTION LABEL	1	PC.
		INC.		Item No. 23, 25	1	PC.
27			331758-3	CYLINDER GUIDE	1	PC.
28			424011-5	FRONT CUSHION	1	PC.
29			213554-0	O-RING 44	1	PC.
30			213023-1	O-RING 4	1	PC.
31	2		310453-8	* DRIVER GUIDE	1	PC.
32			265565-1	HEX SOCKET HERD BOLT M8X30	4	PC.
33			413105-1	INLET FILTER	1	PC.
34	1		213521-5	O-RING 36	1	PC.
	2		213506-1	O-RING 36	1	PC.
35			318108-9	INLET CAP	1	PC.
36			286280-4	CAP 9	1	PC.
37			243105-5	ONE-TOUCH JOINT H22PM	1	PC.
38			951069-6	SPRING PIN 3-20	1	PC.
39			951078-5	SPRING PIN	1	PC.
40			951078-5	SPRING PIN	1	PC.
41			951078-5	SPRING PIN	1	PC.
42			265570-8	HEX.SOCKET HEAD BOLT M5X28	1	PC.
43			267343-5	FLAT WASHER 5	1	PC.
44			265563-5	HEX SOCKET HEAD BOLT M5X16	1	PC.
45			267343-5	FLAT WASHER 5	1	PC.
46			140079-0	MAGAZINE COMPLETE	1	PC.
47			259042-3	STOP RING E-3	1	PC.
48			233505-7	TORSION SPRING 7	1	PC.

Item No	Type	Ref	Ref Part No	Description	Qty	Unit
49			256773-5	PIN 4	1	PC.
50			158923-7	MAGAZINE CAP COMPLETE	1	PC.
51			268168-0	PIN 3	1	PC.
52	2		216008-6	* STEEL BALL 4	1	PC.
53			233492-0	COMPRESSION SPRING 2	1	PC.
54			454691-3	ADJUST SHAFT	1	PC.
55			961105-0	RETAINING RING S-25	1	PC.
56			419859-8	ADJUST SLEEVE	1	PC.
57	1		268169-8	PIN 2.5	1	PC.
	2		268272-5	PIN 2.5	1	PC.
58			419860-3	CHANGE PLATE	1	PC.
59			135230-5	MAGAZINE ASSY	1	PC.
		INC.		Item No. 46-58	1	PC.
60			162255-6	HOOK BASE	1	PC.
61			931202-6	HEX. NUT M5	1	PC.
62			168499-6	HOOK	1	PC.
63			265176-2	PAN.HD.SCREW M5X22	1	PC.
64			419845-9	CONTACT ARM COVER	1	PC.
65			262130-7	URETHANE RING 4	1	PC.
66			310231-6	FEEDING CLAW	1	PC.
67			233515-4	TORSION SPRING 9	1	PC.
68			268180-0	PIN 4.5	1	PC.
69			255174-4	PUSH RIVET	1	PC.
70			941052-1	FLAT WASHER 4	1	PC.
71			413111-6	COVER	1	PC.
72			941052-1	FLAT WASHER 4	1	PC.
73			255174-4	PUSH RIVET	1	PC.
74			165463-8	CONTACT ARM	1	PC.
75			268178-7	PIN 4	1	PC.
76			262120-0	URETHANE RING 3	1	PC.
77			213054-0	O-RING 9	1	PC.
78			324766-1	PISTON	1	PC.
79			213154-6	O-RING 14	1	PC.
80			262129-2	RUBBER RING 13	1	PC.
81			234007-6	COMPRESSION SPRING 6	1	PC.
82			234008-4	COMPRESSION SPRING 9	1	PC.
83			213008-7	O-RING 22.4	1	PC.
84			419840-9	CYLINDER	1	PC.
85			267345-1	FLAT WASHER 5	2	PC.
86			265562-7	HEX SOCKET HEAD BOLT M5X35	2	PC.
87			262120-0	URETHANE RING 3	1	PC.
88	2		310452-0	* DOOR	1	PC.
89			310233-2	LOCK LEVER	1	PC.
90			233486-5	COMPRESSION SPRING 5	1	PC.
91			268177-9	PIN 2.5	1	PC.
92	2		310451-2	* NAIL HOLDER	1	PC.
93			234009-2	COMPRESSION SPRING 4	1	PC.
94			268177-9	PIN 2.5	1	PC.
95			345802-0	CHECK CLAW	1	PC.
96			234010-7	COMPRESSION SPRING 5	1	PC.
97			419861-1	DOOR COVER	1	PC.
98	1		265911-8	* HEX. SOCKET HEAD BOLT M4X8	1	PC.

Item No	Type	Ref	Ref Part No	Description	Qty	Unit
	2		922107-1	* HEX. SOCKET HEAD BOLT M4X8	1	PC.
99			941051-3	FLAT WASHER 4	1	PC.
100	1		266201-2	* HEX.SOCKET HEAD BOLT M4X14	1	PC.
	2		922122-5	* HEX.SOCKET HEAD BOLT M4X14	1	PC.
101			213233-0	O-RING 15	1	PC.
102			213275-4	O-RING 18	1	PC.
103			419841-7	TRIGGER VALVE GUIDE	1	PC.
104			213968-3	O-RING 7	2	PC.
105			419958-6	* PILOT VALVE	1	PC.
106			213185-5	O-RING 12.5	1	PC.
107	1		234014-9	* COMPRESSION SPRING 3	1	PC.
	2		234187-8	* COMPRESSION SPRING 3	1	PC.
108	1		213034-6	* O-RING 3	1	PC.
	2		213044-3	* O-RING 3	1	PC.
109	1		324743-3	* TRIGGER VALVE STEM	1	PC.
	2		326189-9	* TRIGGER VALVE STEM	1	PC.
110	1		213979-8	* O-RING 3	2	PC.
	2		213640-7	* O-RING 3	2	PC.
111			213275-4	O-RING 18	1	PC.
112			194737-0	AIR LEAK REPAIR SET (FIRST AID KIT)	1	PC.
		INC.		Item No. 22, 101, 102, 104, 106, 108, 110, 111	1	PC.
113			331741-0	TRIGGER VALVE CASE	1	PC.
114			233501-5	TORSION SPRING 5	1	PC.
115			310199-6	STOPPER PLATE	1	PC.
116	2		233576-4	* TORSION SPRING 6	1	PC.
117			310310-0	LEVER	1	PC.
118			419844-1	TRIGGER BASE	1	PC.
119	1		216024-8	* STEEL BALL 4 (Type 1 - 2)	1	PC.
	3		326144-1	* LOCK PIN	1	PC.
120			233490-4	COMPRESSION SPRING 2	1	PC.
121			419743-7	SPRING COVER	1	PC.
122			268168-0	PIN 3	1	PC.
123			268168-0	PIN 3	1	PC.
124			951007-8	SPRING PIN 2-12	1	PC.
125			310294-2	TRIGGER	1	PC.
126			231699-2	TORSION SPRING 4	1	PC.
127			310196-2	TRIP LEVER	1	PC.
128			310198-8	LEVER	1	PC.
129			233503-1	TORSION SPRING 4	1	PC.
130	2		135359-7	* TRIGGER ASSY	1	PC.
		INC.		* Item No. 114 - 129	1	PC.
	3		135494-1	* TRIGGER ASSY	1	PC.
		INC.		* Item No. 114 - 129	1	PC.
131			310293-4	CHANGE ROD	1	PC.
132			233489-9	COMPRESSION SPRING 6	1	PC.
133			310227-7	UPPER YOKE	1	PC.
134			324767-9	ADJUSTER SHAFT	1	PC.
135			233491-2	COMPRESSION SPRING 2	1	PC.
136			216031-1	STEEL BALL 2.3	1	PC.
137			158747-1	ADJUSTER COMPLETE	1	PC.
139			951010-9	SPRING PIN 2-14	1	PC.
141			951010-9	SPRING PIN 2-14	1	PC.

Item No	Type	Ref	Ref Part No	Description	Qty	Unit
142			310201-5	ADJUSTER PIECE	1	PC.
143			345801-2	SLIDE PLATE	1	PC.
144			135228-2	ADJUSTER ASSY	1	PC.
		INC.		Item No. 133 - 137, 139, 141 - 143	1	PC.
145			135597-1	TRIGGER VALVE ASS'Y (Added)	1	PC.
		INC.		Item No. 101-111, 113		

ACCESSORIES

- See catalogue or visit www.makita.ca for more accessories information -

A01			424136-5	NOSE ADAPTOR	1	PC.
A02	1		192517-8	SAFETY GOGGLE	1	PC.
	2		195246-2	SAFETY GOGGLE	1	PC.
A03			194381-3	OIL SUPPLY SET (18G)	1	PC.
A04			824792-5	PLASTIC CARRYING CASE	1	PC.
		INC.	188610-4	SLIDE LATCH RL SET	1	SET

SERVICE CHANGES

1. Changes on Compression spring 3

Item No.	Description	Type 1	Type 2
107	Compression spring 3	234014-9	234187-8
105	Pilot valve	419958-6	

Above parts are completely interchangeable as a set.

NOTE:

When replacing Pilot valve (Part No. 419958-6), check whether a groove is on the surface as illustrated in Fig. 2.

If replacing Pilot valve without a groove with Pilot valve with a groove, be sure to replace Compression spring 3 with the new (Part No. 234187-8) at the same time.

Fig.1



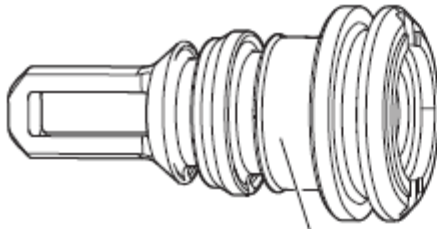
Type1: Length 20.4mm
Number of coils 16.5



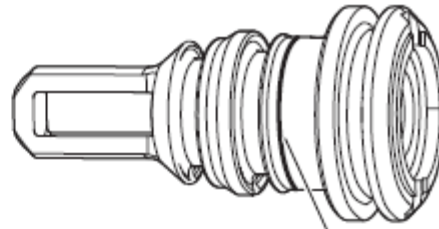
Type2: Length 18.6mm
Number of coils 15.0

Fig.2 Pilot valve (Item No.105, Part No. 419958-6)

*Part No. remains the same



without a groove



with a groove
(tool mark by cutting tool)

2. Changes on Driver Guide, etc.

Item No.	Description	Type 1	Type 2
31	Driver Guide	310225-1 (N/L/A)	310453-8
88	Door	310316-8 (N/L/A)	310452-0
92	Nail Holder	310232-4 (N/L/A)	310451-2

Above parts are completely interchangeable as a set.

	Driver guide	Door	Nail holder
Type1	<p>310225-1</p>	<p>310316-8</p>	<p>310232-4</p>
Type2	<p>310453-8</p>	<p>310452-0</p>	<p>310451-2</p>

3. Changes on Still ball

Item No.	Description	Type 1	Type 2
52	Still ball	216001-0 (3.5mm)	216008-6 (4.0mm)

SERVICE CHANGES

The above parts are not interchangeable each other.

NOTE: To add the stability of magazine plate, use type2 #216008-6 for repair.

4. Changes on Trigger Assy

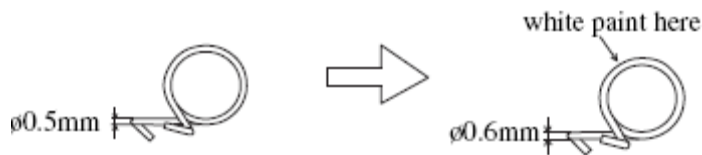
Item No.	Description	Type 1	Type 2	Type 3
116	Torsion Spring 6	233502-3 - N/L/A		233576-4
119	Stell ball / Lock pin		216024-8	326144-1
130	Trigger Assy	135231-3	135359-7	135494-1

Above parts are completely interchangeable as a set.

NOTE:

Wire diameter of Torsion Spring 6 has been changed as illustrated below.

The spring load of New Torsion spring 6 increases, and it enables the operability improvement of the subject models.



5. Changes on Hex.Socke Head Bolt

Item No.	Description	Type 1	Type 2
98	H.S.H Bolt M4x8	265911-8	922107-1
100	H.S.H Bolt M4x14	266201-2	922122-5

The above parts are not interchangeable each other.

NOTE: Apply Loctite 603 to the thread of the new parts.

6. Changes on Trigger Valve Stem and O Rings

(T/I# 94149)

Item No.	Description	Type 1	Type 2
108	O RING 3	213034-6	213044-3
109	TRIGGER VALVE STEM	324743-3	326189-9
110	O RING 3	213979-8	213640-7

Above parts are completely interchangeable as a set.